

# Catch Method Impact Assessment

## SUSTAINABLE FISH STOCKS AND MARINE ENVIRONMENTS

To guarantee a thriving global fishing industry in 100 years time, we have to ensure that today's fishing actively supports the sustainability of fish stocks and the environments they live in.

To do so, we had to create **a market that actively rewards sustainable fishing** - so that your purchases drive the necessary changes at the base of the chain.

## HOW CAN I KNOW WHETHER MY FISH HAS BEEN CAUGHT USING A SUSTAINABLE FISHING METHOD?

We have developed an impact assessment so we can determine where to buy wild fish from, based on the capture methods and gear types used to catch them. As a result, you will be able to source fish from fishing boats that use low impact, non-destructive fishing gear.

## METHOD

1. We have compiled a list of the most common catch methods used by the UK commercial fishing fleet to include in our impact assessment.
2. Each catch method is scored against both bycatch & environmental interaction using a relative grading system.
3. The catch methods are then sorted in order of their impact, comparing the worst and best examples and allocating a score based on their position.

## KEY TERMS

**Bycatch:** The unwanted, non-target fish and other marine creatures trapped by commercial fishing nets during fishing for a different species.

**Irreversible Environmental Impact:** Where the combined impacts on the seabed take greater than 1 year to recover to pre-fished conditions.

**Ghost Fishing:** When fishing gear lost at sea continues to catch fish.

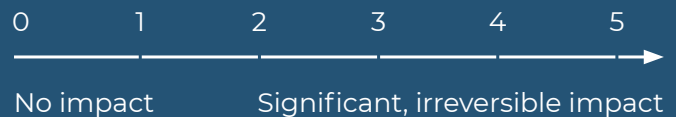
**Benthic Organisms:** Animals that live on the sea floor.

## SCORING

The scoring is informed using publicly available research and guidance to determine the relative impact of each catch method, based on two categories:


### Environmental interaction

How much interaction does the gear type have with the seabed and surrounding habitats?



### Bycatch

What is the risk of bycatch, including ghost fishing if gear is lost at sea?



The scores are then combined for each catch method for a total score out of a possible 10 points.

Scores are categorised into two groups:

**LOW** impact ( $\leq 8$ ) catch methods have some interaction with the environment, but there is good evidence to show that this is not permanent and habitats recover quickly after fishing events. There is some risk of bycatch, but these are effectively mitigated in the fishery through gear modifications.

**HIGH** impact ( $> 8$ ) catch methods show signs of irreversible damage to seabeds and ocean habitats, and have a high chance to capture non-target species which are currently difficult to mitigate or are not well adopted by the commercial fleet.

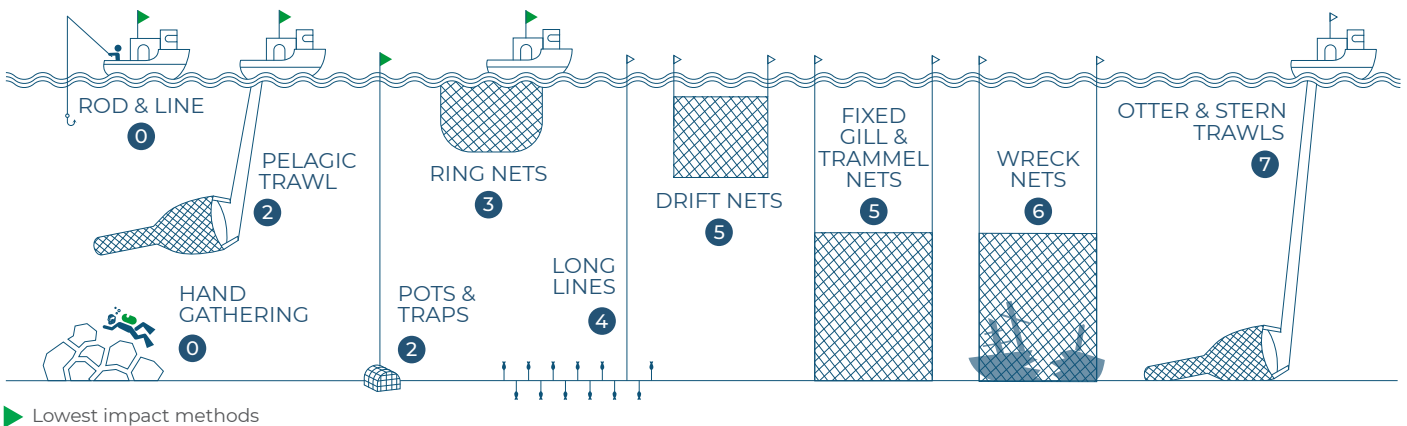
Any catch methods receiving the maximum score of 5 in either criteria would automatically be classified as high impact.

RESULTS

CATCH METHOD	BYCATCH POTENTIAL	ENVIRONMENTAL INTERACTION	TOTAL SCORE	AVAILABLE ON THE PESKY MARKET
Rod & Line	0	0	0	Yes
Hand Gathering	0	0	0	Yes
Pelagic Trawl	2	0	2	Yes
Pots & Traps	1	1	2	Yes
Ring Nets	3	0	3	Yes
Long Lines	3	1	4	Yes
Drift Nets	4	1	5	Yes
Fixed Gill & Trammel Nets	4	1	5	Yes
Wreck Nets	4	2	6	Yes
Otter & Stern Trawls	4	3	7	Yes
Dredging	4	5	9	No
Beam Trawl	5	4	9	No
Pulse Trawl*	5	5	10	No

\*Pulse Trawling is a new technology still undergoing trials. Due to uncertainty in the physiological impacts Pulse Trawling may have on non-target species, including benthic organisms and other fish species, we have scored this method the maximum in both categories.

METHODS USED BY OUR FISHING VESSELS



You will never find a fish on the Pesky market that has been caught using gear that causes lasting damage to the marine environment.



## REFERENCES & FURTHER GUIDANCE

Barlow, J. and Cameron, G.A., 2003. Field experiments show that acoustic pingers reduce marine mammal bycatch in the California drift gill net fishery. *Marine mammal science*, 19(2), pp.265-283.

Bergman, M., 2000. Mortality in megafaunal benthic populations caused by trawl fisheries on the Dutch continental shelf in the North Sea in 1994. *ICES Journal of Marine Science*, 57(5), pp.1321-1331.

Collie, J., Hall, S., Kaiser, M. and Poiner, I., 2000. A quantitative analysis of fishing impacts on shelf-sea benthos. *Journal of Animal Ecology*, 69(5), pp.785-798.

Kaiser, M., Clarke, K., Hinz, H., Austen, M., Somerfield, P. and Karakassis, I., 2006. Global analysis of response and recovery of benthic biota to fishing. *Marine Ecology Progress Series*, 311, pp.1-14.

Kaiser, M.J., Edwards, D.B., Armstrong, P.J., Radford, K., Lough, N.E.L., Flatt, R.P. and Jones, H.D., 1998. Changes in megafaunal benthic communities in different habitats after trawling disturbance. *ICES Journal of Marine Science*, 55(3), pp.353-361.

Omeyer, L., Doherty, P.D., Dolman, S., Enever, R., Reese, A., Tregenza, N., Williams, R. and Godley, B.J., 2020. Assessing the Effects of Banana Pingers as a Bycatch Mitigation Device for Harbour Porpoises (*Phocoena phocoena*). *Frontiers in Marine Science*, 7, p.285.

Sciberras, M., Hiddink, J.G., Jennings, S., Szostek, C.L., Hughes, K.M., Kneafsey, B., Clarke, L.J., Ellis, N., Rijnsdorp, A.D., McConnaughey, R.A. and Hilborn, R., 2018. Response of benthic fauna to experimental bottom fishing: A global meta-analysis. *Fish and Fisheries*, 19(4), pp.698-715.

Seafish. 2021. Fishing Gear Database — Seafish. [online] Available at: <<https://www.seafish.org/responsible-sourcing/fishing-gear-database/>> [Accessed 20 July 2021].

Van Denderen, P.D., Bolam, S.G., Hiddink, J.G., Jennings, S., Kenny, A., Rijnsdorp, A.D. and Van Kooten, T., 2015. Similar effects of bottom trawling and natural disturbance on composition and function of benthic communities across habitats. *Marine Ecology Progress Series*, 541, pp.31-43.

Van Denderen, P.D., Hintzen, N.T., Rijnsdorp, A.D., Ruardij, P. and van Kooten, T., 2014. Habitat-specific effects of fishing disturbance on benthic species richness in marine soft sediments. *Ecosystems*, 17(7), pp.1216-1226.